



**AFMC**  
Student Portal  
Opening doors to visiting electives

---

**Portail des étudiants**  
Une porte ouverte pour les étudiants visiteurs

# AFMC Student Portal Data on Visiting Electives

---

National Report

Academic Year 2015-2016

## AFMC Mission Statement

AFMC is the academic partnership of Canada's faculties of medicine. Through our collective leadership, expertise and advocacy, we will achieve excellence in education, research and care for the health of all Canadians.

L'AFMC est constituée du partenariat académique des facultés de médecine canadiennes. Par notre expertise, nos actions de promotion et notre leadership collectifs, nous atteindrons l'excellence sur le plan de l'éducation, de la recherche et des soins afin d'améliorer la santé de tous les Canadiens.

[www.afmc.ca](http://www.afmc.ca)

[www.afmcstudentportal.ca](http://www.afmcstudentportal.ca)

For questions related to this report, please contact the AFMC Reporting Specialist at:

AFMC Student Portal

The Association of Faculties of Medicine of Canada

100-2733 Lancaster Road, Ottawa Ontario, Canada K1B 0A9

Email: [services@afmcstudentportal.ca](mailto:services@afmcstudentportal.ca)

Help Desk: <http://service.afmcstudentportal.ca>

## AFMC Student Portal Data on Visiting Electives 2015-2016

According to the AFMC Canadian Medical Education Statistics 2015\* report, 2,903 students studying at a home school in Canada are expected to graduate in 2016 and 2,917 students are expected to graduate in 2017. This offers context to the potential number of clerkship students in Canada using the Portal. The equivalent clerkship data for students studying at a home school outside of Canada is not available.

### 2015-2016 Registrants

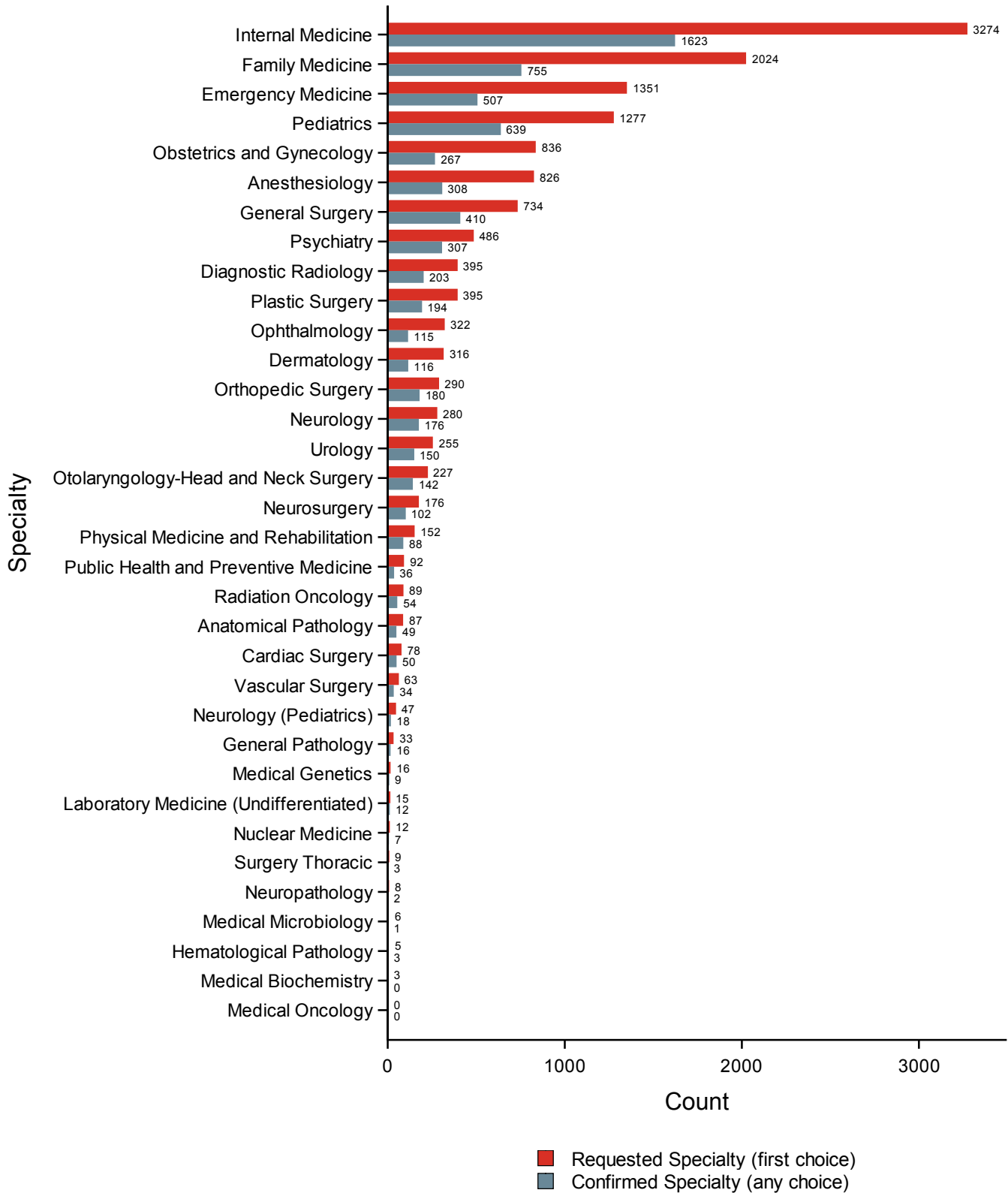
Students studying at a home school in Canada (Canadian)	2428
Students studying at a home school outside of Canada (International)	1994

Visiting Elective Placements to Medical Schools in Canada	2015-2016
	National
Canadian applicants	2969
International applicants	1243
Applications received from Canadian applicants	9439
Applications received from international applicants	2305
Applications submitted Per applicant: Average	2.79
Number of faculties applied to Per applicant: Average	2.34
Electives offered to Canadian applicants	7169
Electives offered to international applicants	1747
Offers that were applicants' first choice for a specialty for an elective: Percentage	78%
Confirmed electives by Canadian applicants (before cancellations)	6161
Confirmed electives by international applicants (before cancellations)	1628
Confirmed electives by Canadian applicants (after cancellations)	5129
Confirmed electives by international applicants (after cancellations)	1447
Confirmed electives cancelled by applicants	936
Confirmed electives cancelled by elective coordinators	277
Weeks of electives confirmed by Canadian applicants: Sum	11203
Weeks of electives confirmed by international applicants: Sum	4897
Weeks of electives confirmed by Canadian applicants Per Applicant: Average	4.33
Weeks of electives confirmed by international applicants Per Applicant: Average	5.28
Application fees collected from Canadian applicants Per application Per applicant (\$): Average	\$130.28
Application fees collected from international applicants Per application Per applicant (\$): Average	\$380.15
Time from application to offer: Median days	31.00
Time from application to offer: Range in days	317
Complete student verification: Average days	2.42
Standard fees collected from Canadian applicants	\$1,315,975.00
Standard fees collected from international applicants	\$1,071,000.00
Refunded fees to Canadian applicants	\$176,695.00
Refunded fees to international applicants	\$204,615.00

\*Source: The Association of Faculties of Medicine of Canada. (2015). *Canadian Medical Education Statistics 2015*. 37, 20. Retrieved from <https://afmc.ca/sites/default/files/documents/en/Publications/CMES/Archives/CMES2015-reduced.pdf>

## Requested and Confirmed Specialties by Visiting Canadian and International Students to Medical Schools in Canada

The requested specialty data pertains to applicants' first choice only while the confirmed specialty data includes all choices. For more details please refer to the methodological notes.



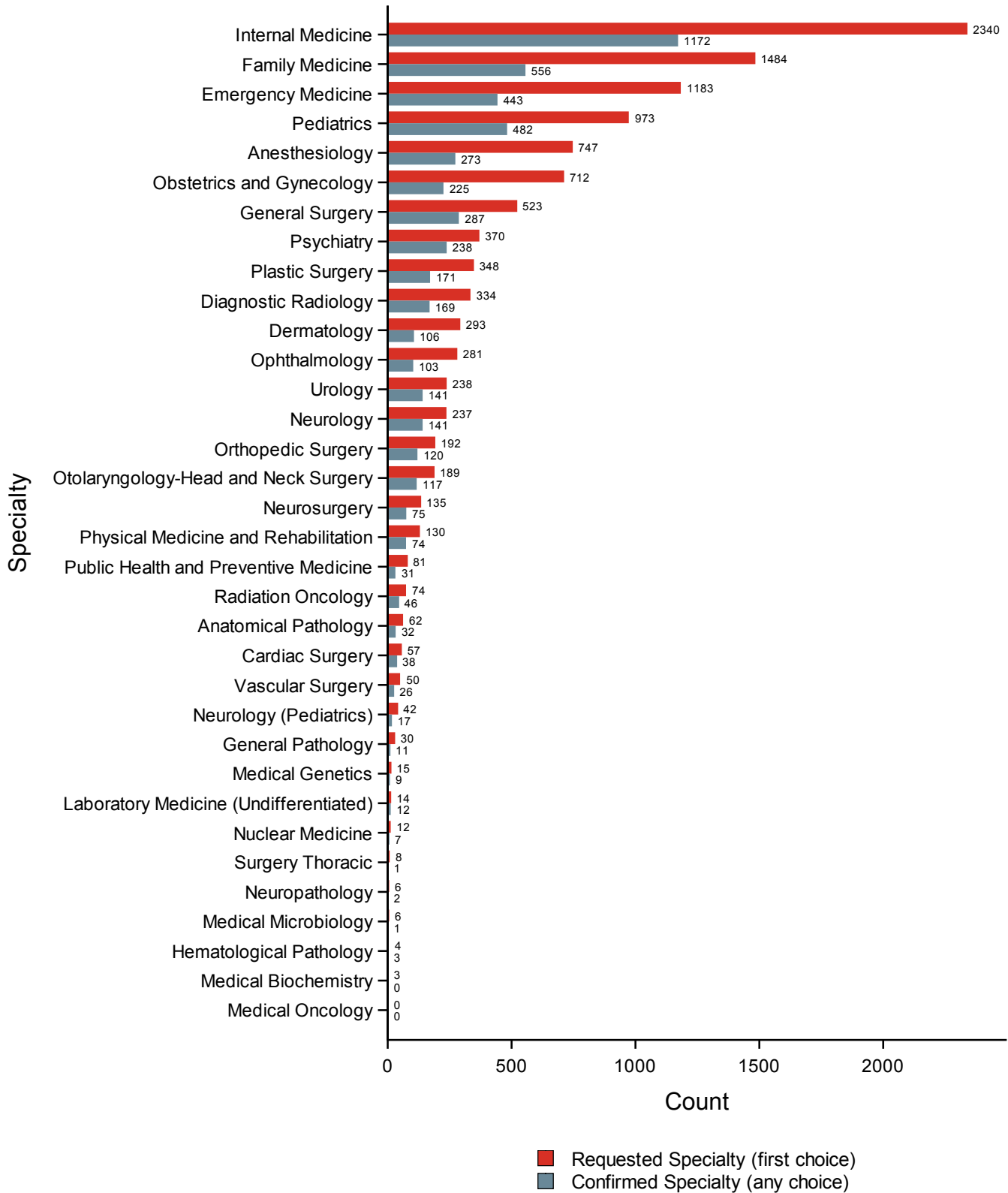
## Visting Canadian and International Students to Medical Schools in Canada - Access to Specialties

The requested and offered specialty data pertains to applicants' first choice only. For more details please refer to the methodological notes.

Specialty	Requested by Visiting Students	Offered by Host Institution	Rate (offered/ requested)
Otolaryngology-Head and Neck Surgery	227	182	80%
Urology	255	200	78%
Nuclear Medicine	12	9	75%
Neurosurgery	176	131	74%
Orthopedic Surgery	290	215	74%
Cardiac Surgery	78	55	71%
Plastic Surgery	395	273	69%
Radiation Oncology	89	61	69%
Medical Microbiology	6	4	67%
Vascular Surgery	63	42	67%
General Surgery	734	477	65%
Neurology	280	181	65%
Diagnostic Radiology	395	248	63%
Medical Genetics	16	10	63%
Hematological Pathology	5	3	60%
Anatomical Pathology	87	50	57%
Physical Medicine and Rehabilitation	152	87	57%
Psychiatry	486	274	56%
Laboratory Medicine (Undifferentiated)	15	8	53%
Ophthalmology	322	153	48%
Internal Medicine	3274	1500	46%
Pediatrics	1277	584	46%
Neurology (Pediatrics)	47	21	45%
Anesthesiology	826	369	45%
Public Health and Preventive Medicine	92	40	43%
Emergency Medicine	1351	582	43%
Dermatology	316	128	41%
Family Medicine	2024	759	38%
General Pathology	33	12	36%
Surgery Thoracic	9	3	33%
Obstetrics and Gynecology	836	258	31%
Neuropathology	8	2	25%
Medical Biochemistry	3	0	0%
Medical Oncology	0	0	.

## Requested and Confirmed Specialties by Canadian Students

The requested specialty data pertains to applicants' first choice only while the confirmed specialty data includes all choices. For more details please refer to the methodological notes.



## Canadian Students - Access to Specialties

The requested and offered specialty data pertains to applicants' first choice only. For more details please refer to the methodological notes.

Specialty	Requested by Visiting Students	Offered by Host Institution	Rate (offered/ requested)
Otolaryngology-Head and Neck Surgery	189	157	83%
Orthopedic Surgery	192	155	81%
Urology	238	190	80%
Neurosurgery	135	104	77%
Hematological Pathology	4	3	75%
Nuclear Medicine	12	9	75%
Cardiac Surgery	57	42	74%
Plastic Surgery	348	250	72%
Radiation Oncology	74	53	72%
Vascular Surgery	50	35	70%
General Surgery	523	357	68%
Medical Microbiology	6	4	67%
Diagnostic Radiology	334	218	65%
Neurology	237	153	65%
Medical Genetics	15	9	60%
Anatomical Pathology	62	36	58%
Physical Medicine and Rehabilitation	130	75	58%
Laboratory Medicine (Undifferentiated)	14	8	57%
Psychiatry	370	206	56%
Ophthalmology	281	140	50%
Neurology (Pediatrics)	42	20	48%
Internal Medicine	2340	1104	47%
Pediatrics	973	443	46%
Anesthesiology	747	337	45%
Emergency Medicine	1183	533	45%
Public Health and Preventive Medicine	81	36	44%
Dermatology	293	121	41%
Family Medicine	1484	577	39%
Surgery Thoracic	8	3	38%
General Pathology	30	11	37%
Neuropathology	6	2	33%
Obstetrics and Gynecology	712	218	31%
Medical Biochemistry	3	0	0%
Medical Oncology	0	0	.

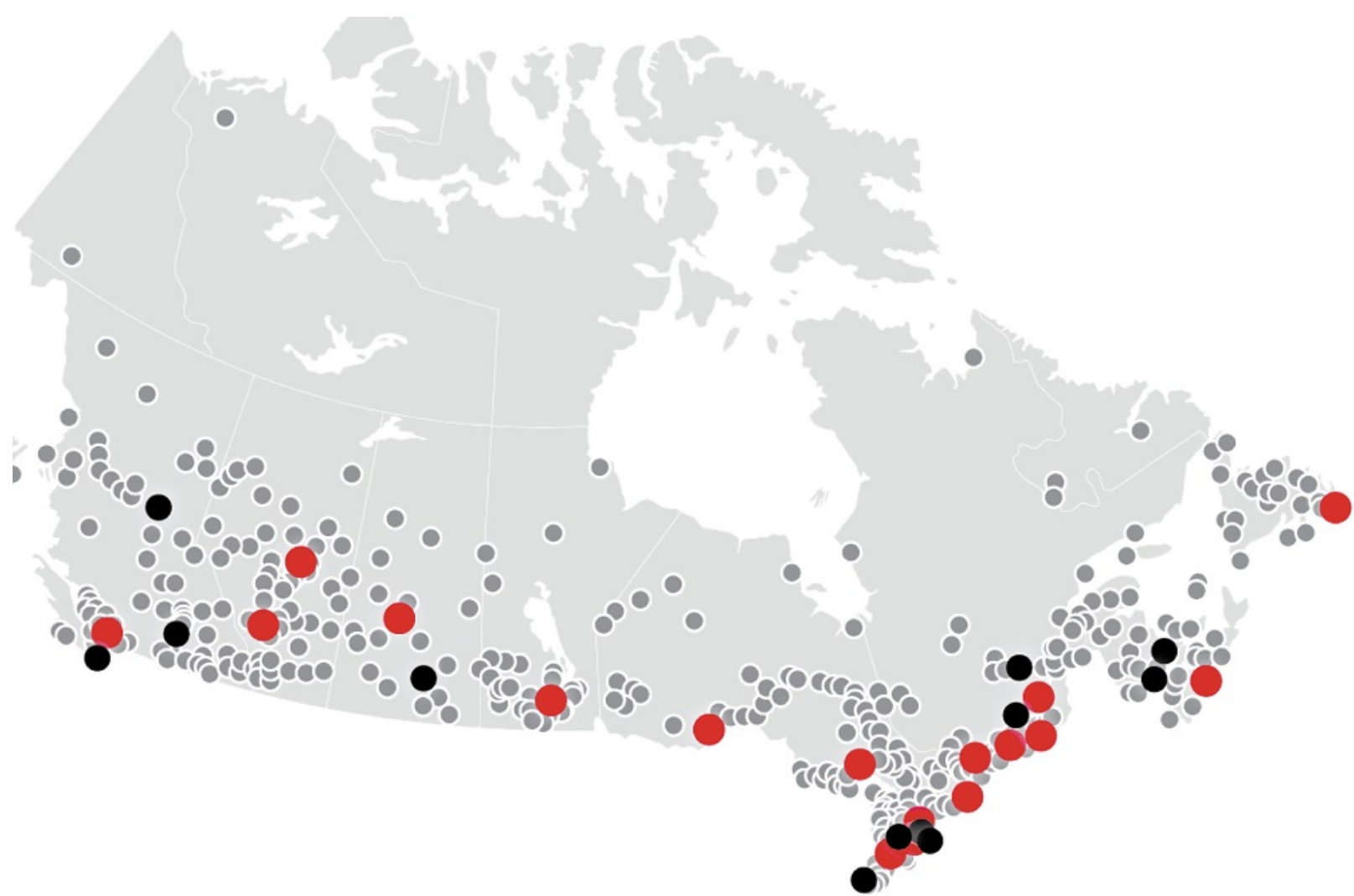
## Policy Focus

### Visiting International Students - Weeks of Confirmed Electives

Total Weeks of Electives Confirmed by International Applicants	2015-2016	
	Duration	Count
2	108	11.65
3	35	3.78
4	436	47.03
5	19	2.05
6	64	6.90
7	20	2.16
8	174	18.77
9	13	1.40
10	14	1.51
11	7	0.76
12	28	3.02
> 12	9	0.97
<b>Total</b>	<b>927</b>	<b>100.0</b>







**L'Association des facultés de médecine du Canada**  
2733, chemin Lancaster, bureau 100, Ottawa, ON K1B 0A9  
Tél: 613-730-0687 Téléc: 613-730-1196  
[www.portailetudiantsafmc.ca](http://www.portailetudiantsafmc.ca)

**The Association of Faculties of Medicine of Canada**  
2733 Lancaster Road, Suite 100, Ottawa, ON K1B 0A9  
Tel: 613-730-0687 Fax: 613-730-1196  
[www.afmcstudentportal.ca](http://www.afmcstudentportal.ca)

